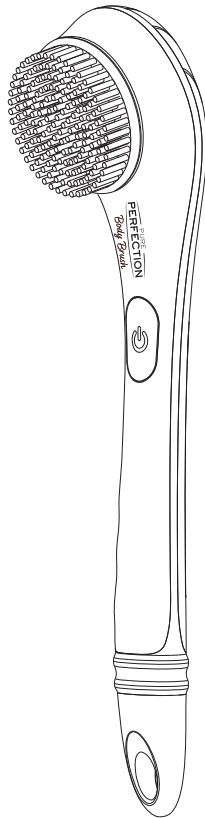




USER GUIDE

PURE PERFECTION

Body Brush



PURE PERFECTION

Body Brush

Thank you for choosing Pure Perfection Body Brush from JML. Before you start, please take a few moments to carefully read these instructions, and retain this manual for future reference.

Contents

Safety Warnings & Advice	3
Your Pure Perfection Body Brush	4
Charging Your Pure Perfection Body Brush	5
Using Your Pure Perfection Body Brush	6
Cleaning & Care	7
Guarantee	7
Technical Information	7

Safety Warnings & Advice

This is not a toy. Keep out of reach of children.

Use only as directed.

Not suitable for use on broken or irritated skin.

Remove loose jewellery such as necklaces and tie back long hair before using the device, as articles could become caught in the spinning head.

Apply gentle pressure on the skin; the cleaning heads should not cause discomfort.

Discontinue use if you experience any discomfort or redness on the skin.

For personal use only; do not share devices with others.

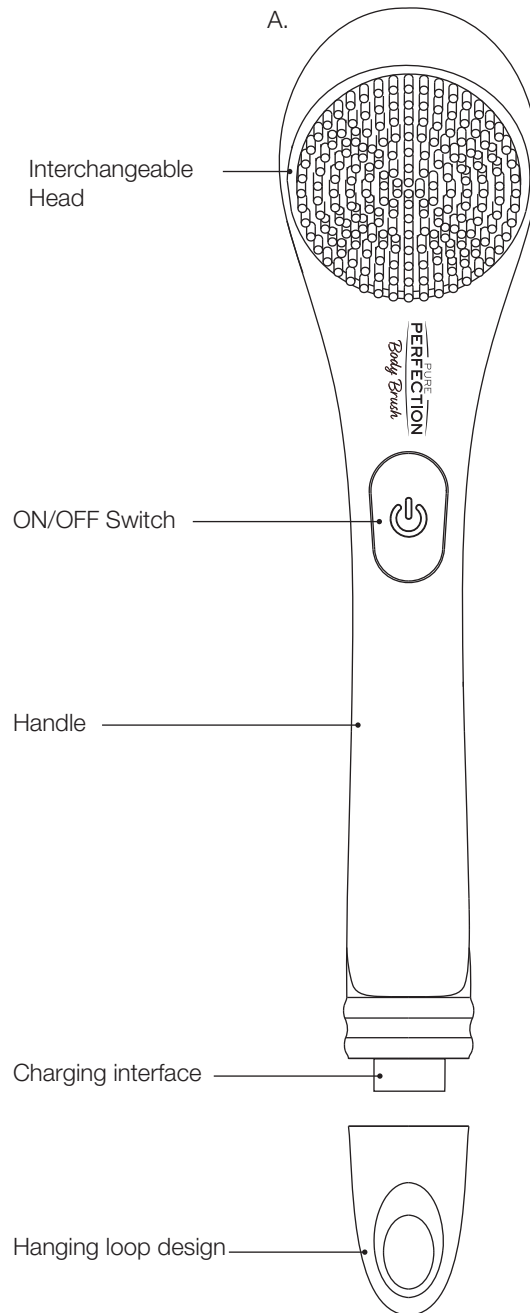
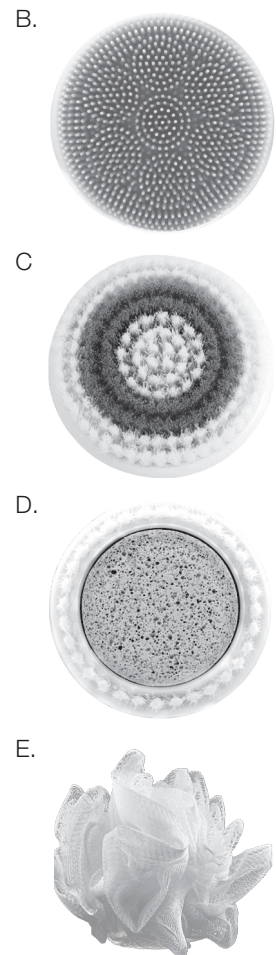
IPX6: Device is Splash-proof. Do not immerse in water.

Store in a dry place in between uses.

Your Pure Perfection Body Brush

Contents:

- A. 1 x Pure Perfection Body Brush
- B. 1 x Soft Scrubber Head
- C. 1 x Bristle Brush Head
- D. 1 x Pumice Head
- E. 1 x Wash Loofah Head
- 1 x Instruction Manual
- 1 x Charging Cable



Charging your Pure Perfection Body Brush

Your Pure Perfection Body Brush is rechargeable.

Before first use, charge your device fully with the cable included. The waterproof charging port is located in the handle.

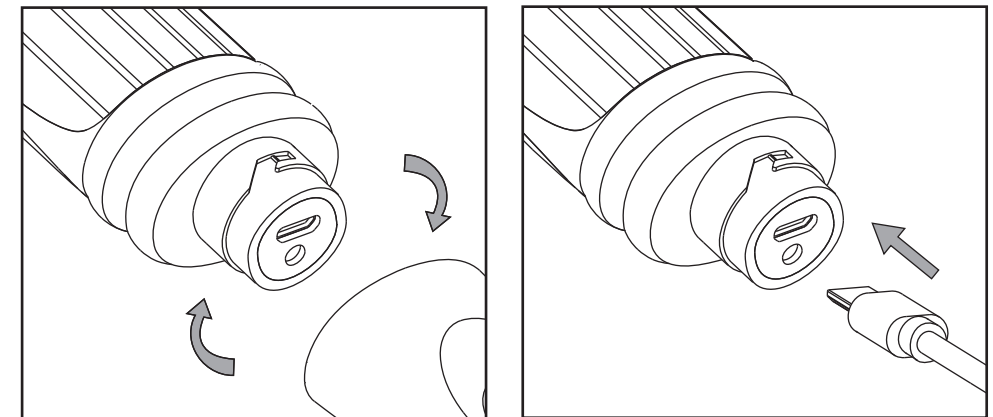
Twist the rose gold handle tip anti-clockwise to open and reveal the charging port.

Insert the micro-USB charging cable (included) and connect to a power source.

The LED Battery indicator light will be red whilst charging and will change to green when the battery is fully charged.

Charging time is approximately 120 mins.

Once fully charged, remove the charging cable. Replace the rose gold handle tip and twist clockwise until locked.

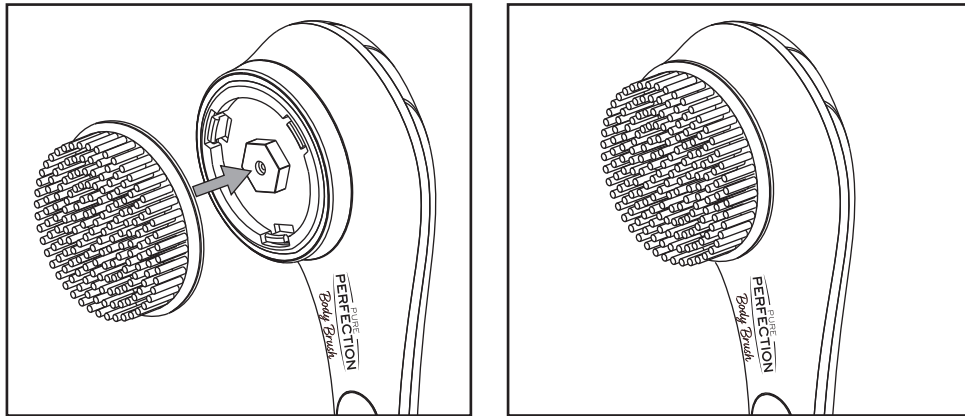


Using Your Pure Perfection Body Brush

Select your desired cleaning head:

- B. Soft Scrubber Head
- C. Bristle Brush Head
- D. Pumice Head
- E. Wash Loofah Head

To attach your selected cleaning head, align the head to the hexagon in the center of device and push the head until it clicks and locks in place.



Press and hold the power button to activate the device in medium spin mode. Pressing the button again will move to high spin mode.

1. Medium spin mode
2. High spin mode

Press the button once more to deactivate.

To use the Body Brush, wet your body with warm water and apply a cleanser to the brush head, if desired. Turn on the device and in gentle, circular motions, cleanse your torso, back, arms and legs.

For the Pumice Stone, use it either dry or wet, buffing your calluses and rough spots in gentle circular motions until smooth.

Keep the brush flush to your skin, with gentle pressure. Pressing too hard will impede its motion and reduce its effectiveness.

Cleaning & Care

Always clean your device with water after each use, and dry with a soft cloth. Ensure unit is clean and dry when storing away. Store device away from high temperature.

Guarantee

This product is unconditionally guaranteed for one year against all defects of workmanship and materials. This guarantee does not affect your statutory rights. If you have any problems or queries about this product please contact JML customer services.

Technical Information

DC Input: 3.7V

Water ingress rating: IPX6



Disposal and the environment



This product is covered by the waste electrical and electronic equipment (WEEE) regulations. It should not be discarded with normal household waste, but taken to your local collection centre for recycling. For further information, please contact your local authority or approved disposal agency.

For replacement and additional brush heads visit JMLdirect.com



Distributed in the UK by: JML, Unit 1 Eastside, Port of Tyne, South Shields, NE33 5SP.

Distributed in the EU by: JML GmbH, Rheinstraße 3, 63225 Langen, Germany.

Customer Services: UK: 0800 781 7831 (Freephone). ROI: 041-978 0003 (Local rate)

Email: info@JMLgroup.co.uk. Web: www.JMLdirect.com

©JohnMillsLtd/MM/04.21/1725/A. Made in China

